

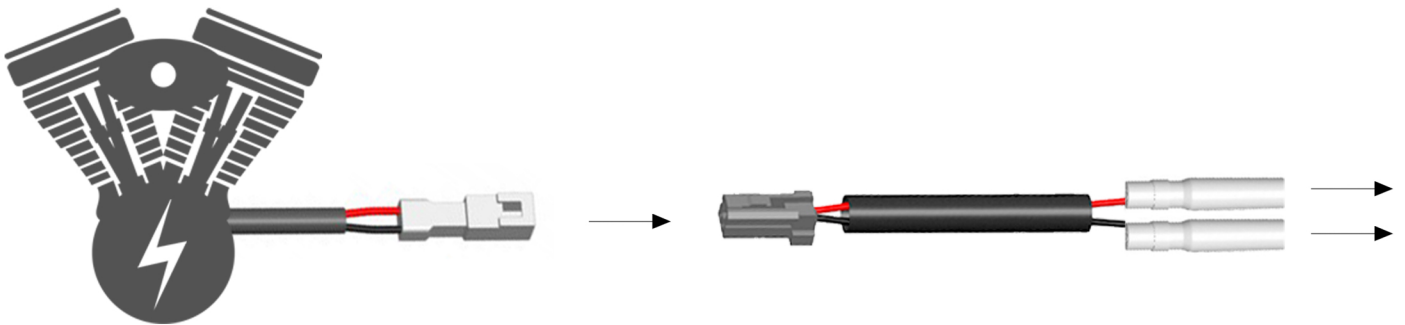
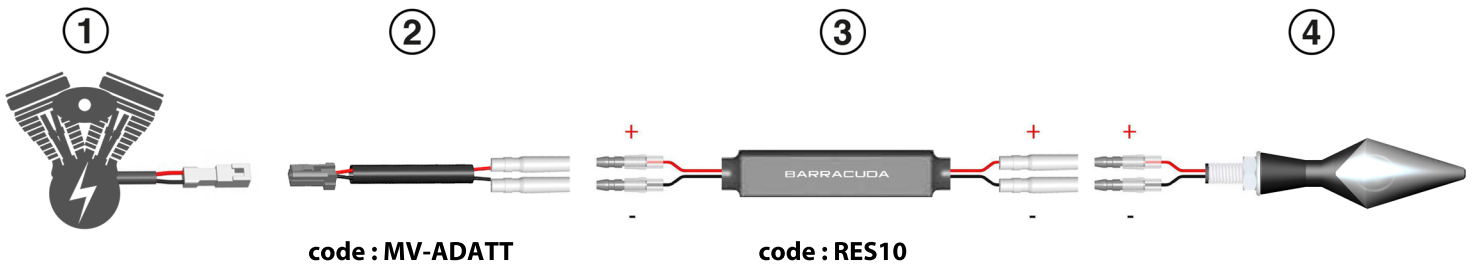
ASSEMBLING INSTRUCTION

LED INDICATORS 10 WATT RESISTOR SUZUKI

WWW.BARRACUDAMOTO.COM

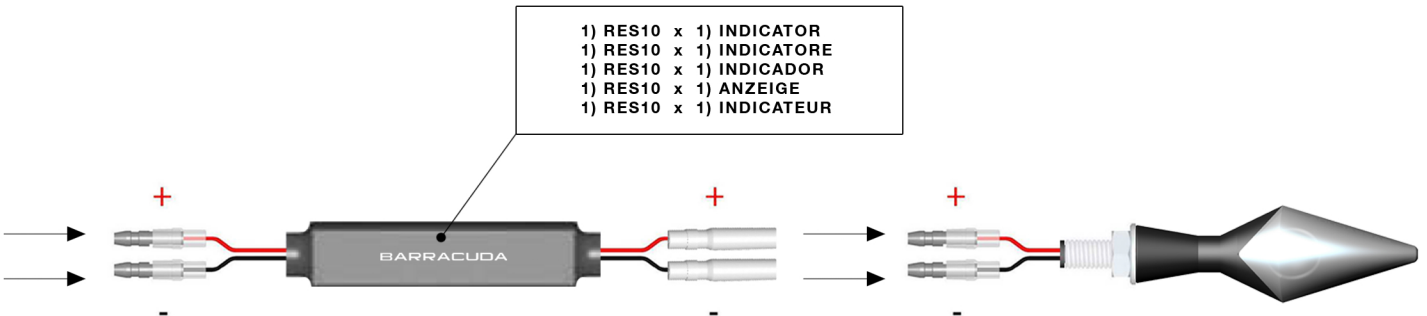
LEGEND

1. MOTORCYCLE ELECTRIC SYSTEM
IMPIANTO ELETTRICO
SISTEMA ELECTRICO DE MOTOCICLETA
ELEKTRISCHES MOTORRADSYSTEM
SYSTEME ELECTRIQUE DE MOTOCYCLETTE
2. CABLE ADAPTER - **MV-ADATT**
ADATTATORE CAVI - **MV-ADATT**
ADAPTADOR DE CABLE - **MV-ADATT**
KABELADAPTER - **MV-ADATT**
ADAPTATEUR DE CABLE - **MV-ADATT**
3. ELECTRICAL RESISTANCE 10 WATT - **RES10**
RESISTENZA ELETTRICA 10 WATT - **RES10**
RESISTENCIA ELÉCTRICA10 WATT - **RES10**
ELEKTRISCHER WIDERSTAND 10 WATT - **RES10**
RÉSISTANCE ÉLECTRIQUE 10 WATT - **RES10**
4. LED INDICATOR
INDICATORE LED
INDICADOR LED
LED ANZEIGE
INDICATEUR DE LED



- ① MOTORCYCLE ELECTRIC SYSTEM
IMPIANTO ELETTRICO
SISTEMA ELECTRICO DE MOTOCICLETA
ELEKTRISCHES MOTORRADSYSTEM
SYSTEME ELECTRIQUE DE MOTOCYCLETTE

- ② CABLE ADAPTER - **MV-ADATT**
ADATTATORE CAVI - **MV-ADATT**
ADAPTADOR DE CABLE - **MV-ADATT**
KABELADAPTER - **MV-ADATT**
ADAPTATEUR DE CABLE - **MV-ADATT**



- ③ ELECTRICAL RESISTANCE 10 WATT - **RES10**
RESISTENZA ELETTRICA 10 WATT - **RES10**
RESISTENCIA ELÉCTRICA10 WATT - **RES10**
ELEKTRISCHER WIDERSTAND 10 WATT - **RES10**
RÉSISTANCE ÉLECTRIQUE 10 WATT - **RES10**

- ④ LED INDICATOR
INDICATORE LED
INDICADOR LED
LED ANZEIGE
INDICATEUR DE LED